

Pengana Global Resources Fund November 2011 Update



1 of 4

Fund Description

The Pengana Global Resources Fund provides investors with equity exposure to companies within the global mining, energy, steel, commodities and associated services sectors. The Fund is managed out of Melbourne, Australia and uses multiple strategies to profit from inefficiencies in the pricing of companies in its investment universe. Among the strategies utilised by the Fund is the ability to be both long and short securities which allows market volatility to be better managed.

Fund Features

Style	Fundamental, Long bias, Long Short	Management Fees¹ (monthly)	1.54% p.a.
Fund Aim	To achieve a performance in excess of 15% p.a. ²	Performance Fees¹ (quarterly)	20.5% of the performance above the Index ⁵
Investors	Open	AUM at Month End	A\$6.09m
Minimum Initial Investment Amount	A\$20,000	Application Price at Month End	A\$1.6099
Inception Date	March 2007	Redemption Price at Month End	A\$1.6002
Index⁵	75% Global Mining Total Return Index, 25% World Energy Accumulation Index denominated in AUD	Identification Code(s)	ARSN 142 322 361 APIR PCL0003AU

Fund Commentary

- China decreased its reserve requirement ratio (RRR) by 0.50% in November.
- Silvio Berlusconi resigned as Italian Prime Minister.
- The Reserve Bank of Australia cut official interest rates 0.25% to 4.50% in November.

Commodity price movements during November were mixed with oil the standout positive performer (+8.59%). The stronger oil price was driven by a combination of West Texas Intermediate (WTI) prices closing the discount relative to Brent crude prices and increased risk of supply disruption due to the possibility of increased trade sanctions against Iran. Non ferrous metal prices generally moved lower during the month with nickel (-11.91%) and aluminium (-9.60%) the worst performers. Gold (+1.45%) managed a small gain whilst silver (-4.1%) and platinum both lost ground.

	Jan	Feb	Mar	Apr	May	Jun	Jul	Aug	Sep	Oct	Nov	Dec	YTD
2011	2.19%	0.96%	-1.15%	-0.13%	-1.37%	-1.60%	-0.55%	-3.06%	-10.59%	6.06%	1.58%		-8.22%
2010	-5.88%	0.54%	9.79%	-1.91%	-2.05%	-3.66%	3.94%	2.50%	7.93%	5.25%	5.01%	6.43%	30.07%
2009	2.43%	0.05%	0.45%	6.05%	6.01%	-2.35%	8.61%	0.24%	5.58%	1.70%	9.88%	5.44%	53.07%
2008	-7.53%	8.67%	-2.68%	5.29%	6.20%	0.30%	-4.27%	-1.99%	-20.28%	-12.45%	-6.16%	-0.39%	-32.87%
2007			1.59%	4.91%	9.03%	11.51%	1.07%	-3.89%	10.84%	10.06%	-3.02%	0.16%	49.13%

¹ Including GST less any reduced tax input credits. Please refer to the Information Memorandum for a more detailed explanation.

² This is an objective only. No guarantee can be given that this objective will be achieved

³ Net performance figures are shown after all fees and expenses, and assume reinvestment of distributions. Past performance is not a reliable indicator of future performance. The value of investments can go up and down.

Pengana Global Resources Fund November 2011 Update



2 of 4

Market Commentary

During November 2011 financial markets were again dominated by European sovereign debt woes. Soaring bond yields in Spain and Italy heightened market concerns about the ongoing ability of European nations to maintain adequate funding without default. The resignation by Italy's longest serving post-war prime minister, Silvio Berlusconi, increased market confidence that Italy may be able to manage its way out of the debt crisis through various austerity measures rather than reach the point of no return.

The Reserve Bank of Australia cut official interest rates by 0.25% to 4.50% on Melbourne Cup day. Economic data out of Australia over the past 6 months has gradually softened and in light of increased global uncertainties the move by Australia's Reserve Bank appears prudent given prevailing risks.

On the last day of the month China's central bank announced a decrease in the reserve requirement ratio by 0.50% to improve bank liquidity as global banking conditions continued to deteriorate. The cut represents the first cut after 12 consecutive increases since the end of 2008.

Major central banks including the U.S Federal Reserve, European Central Bank, Bank of Japan, Bank of England, Swiss National Bank and Bank of Canada all halved the U.S dollar swaps rate from 100 basis points to 50 basis points on 30th November making it cheaper to access U.S dollar based funding via the European Central Bank. This co-ordinated move involving central banks outside the Euro-zone was seen positively as it indicated to nervous global investors that European banks could access competitively priced sources of funding.

Portfolio Action

As at the end of November, the net long position of the Fund was 67.7%, down from 68.3% as at the end of October. The gross exposure of the Fund was 96.7%, up from 93.8% a month earlier. In November the Fund exited long positions in Woodside Petroleum and Tiger Resources. The Fund added to existing positions in Rio Tinto and BHP Billiton during the month. The S&P/ASX Metals and Mining Accumulation Index fell 6.90% in November while the FTSE 350 Mining Index fell 0.56% in local currency terms. In North America the S&P500 Metals and Mining index gained 0.57% and the S&P/TSX Global Mining Index gained 1.17%.

Key Contributors

Key contributors to the portfolio's performance during November included Cape Lambert Resources (+11.76%), Goldcorp Inc (+9.93%), Rio Tinto (-9.00%) and Vale (-8.50%).

Fund Performance

Net Returns to 30 th November 2011	Pengana Global Resources Fund ³	Composite Index ⁵
1 Month	1.58%	-0.86%
3 Months	-3.68%	-7.58%
6 Months	-8.62%	-15.40%
12 Months	-2.31%	-16.26%
2 Years	12.20% p.a.	-2.71% p.a.
3 Years	22.10% p.a.	11.00% p.a.
Since inception⁴	+13.56% p.a.	-0.59% p.a.

⁴ Inception date: March 2007, launch date: September 2007. March 2007 – September 2007: Performance of internal fund seeded by Pengana Capital. Past performance is not a reliable indicator of future performance. The value of investments can go up and down

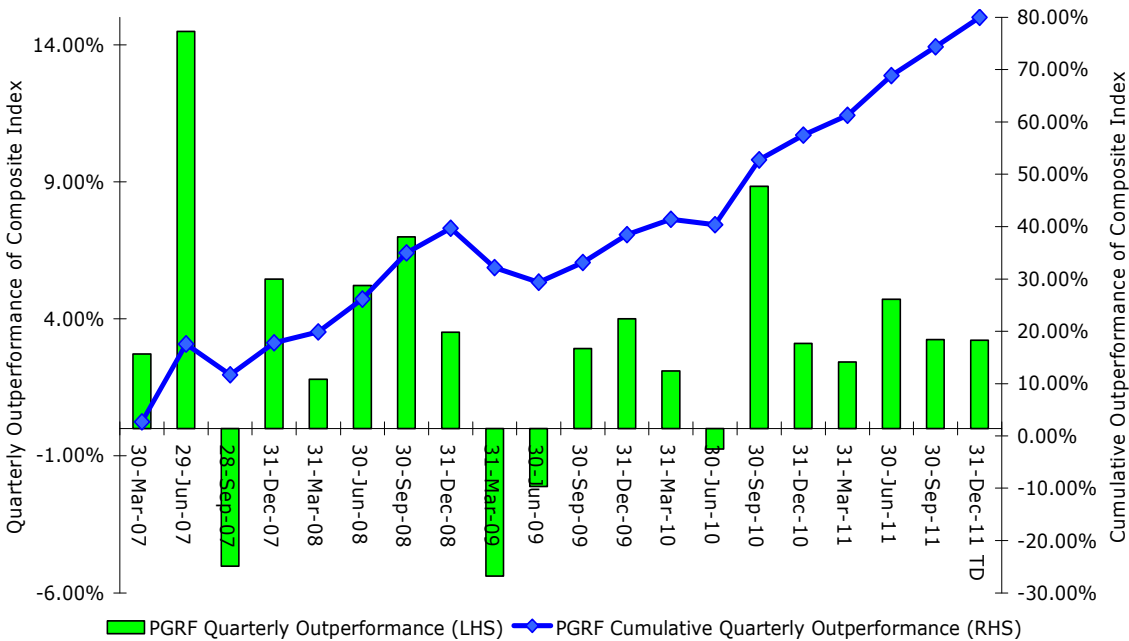
⁵ 75% Global Mining Index, 25% World Energy Accumulation Index denominated in AUD

Pengana Global Resources Fund November 2011 Update

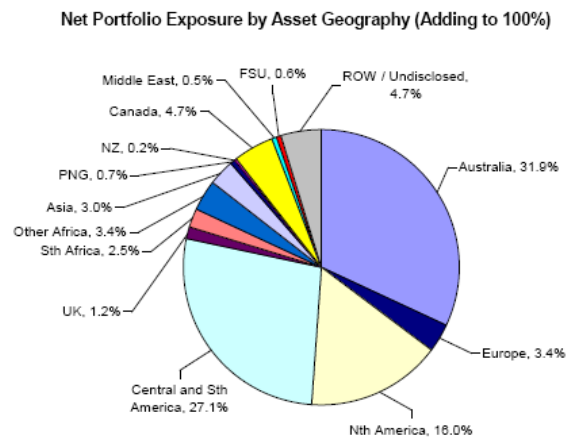
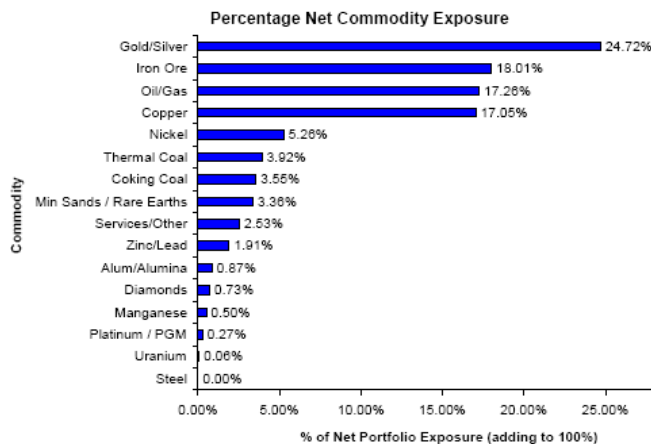


3 of 4

Pengana Global Resources Fund – Quarterly and Cumulative Outperformance of Composite Index⁵ From Inception.^{3,4}



Portfolio Commodity and Geography Exposures for November 2011



Pengana Capital Ltd (ABN 30 103 800 568, Australian financial services licence number 226566) is the issuer of units in the Pengana Global Resources Fund (ARSN 142 322 361) (the "Fund"). A Product Disclosure Statement for the Fund is available and can be obtained from our distribution team. A person should obtain a copy of the Product Disclosure Statement and should consider the Product Disclosure Statement carefully before deciding whether to acquire, or to continue to hold, or making any other decision in respect of, the units in the Fund. This report was prepared by Pengana Capital Ltd and does not contain any investment recommendation or investment advice. This report has been prepared without taking account of any person's objectives, financial situation or needs. Therefore, before acting on any information contained within this report a person should consider the appropriateness of the information, having regard to their objectives, financial situation and needs. Neither Pengana Capital Ltd nor its related entities, directors or officers guarantees the performance of, or the repayment of capital or income invested in, the Fund. An investment in the fund is subject to investment risk including a possible delay in repayment and loss of income and principal invested.

Pengana Global Resources Fund November 2011 Update



4 of 4

Commodity Price Changes for November 2011

Commodity	US\$ Price Change	A\$ Price Change	€ Price Change
Oil	8.59%	10.96%	11.59%
Gold	1.45%	3.82%	4.45%
Copper	-6.27%	-3.90%	-3.27%
Aluminium	-9.60%	-7.23%	-6.60%
Zinc	1.28%	3.64%	4.28%
Nickel	-11.91%	-9.54%	-8.91%
Lead	0.23%	2.60%	3.23%
Tin	-8.11%	-5.74%	-5.11%

Portfolio Structure (as at end of November 2011)	
Number of Stocks	32
Gross Exposure	96.7%
Net Long Exposure	67.7%
Breakdown by Strategy	Pairs 22.20% Directional Short 3.38% Directional Long 74.42%

Top 5 Positions (in alphabetical order)
Antofagasta
BHP Billiton
Freeport McMoran Copper & Gold
Rio Tinto
Xstrata

Contact Details

Pengana Capital Limited • Level 12, 167 Macquarie Street, Sydney, NSW 2000, Australia • T +61 2 8524 9900 • F +61 2 8524 9901
ABN 30 103 800 568, AFSL 226566

For further information, please visit our website at www.pengana.com or contact:

Institutional Clients: Damian Crowley, +61 2 8524 9970, damian.crowley@pengana.com

Private Clients and Advisors: Justin Brooks, +61 3 8663 7906, justin.brooks@pengana.com